






DAY/NIGHT & PLANETS

SCIENCE FOR SPECIAL EDUCATION






Day & Night Sky

Reference Sheet

DAY SKY	NIGHT SKY
	
	
	
	






Name: _____ Date: _____

Directions: Draw a line to match the planets to their name.

	Neptune
	Mars
	Uranus
	Mercury
	Venus






Night Sky

Directions: Cut and Paste the pictures of nighttime sky.

Name: _____

Directions: Cut and paste the picture of the moon to finish the sentence.

- I can see a  during the _____
- I can see a  during the _____
- I can see a  during the _____
- I can see a  during the _____
- I can see a  during the _____



Is this Earth?

	
Yes	No

DAY/NIGHT & PLANETS

SCIENCE FOR SPECIAL EDUCATION

Planets
Reference Sheet

Earth
Venus
Mercury
Jupiter
Saturn
Neptune

Name: _____ Date: _____

Directions: Match the pictures to the word day or night.

DAY NIGHT DAY NIGHT DAY NIGHT

DAY NIGHT DAY NIGHT DAY NIGHT

Name: _____ Date: _____

Directions: Trace the name of each planet.

Would this be seen in the day?

Yes No

TASK CARDS

**SORTING
ACTIVITIES**

MATCHING

AND MORE!

DAY/NIGHT & PLANETS

SCIENCE FOR SPECIAL EDUCATION

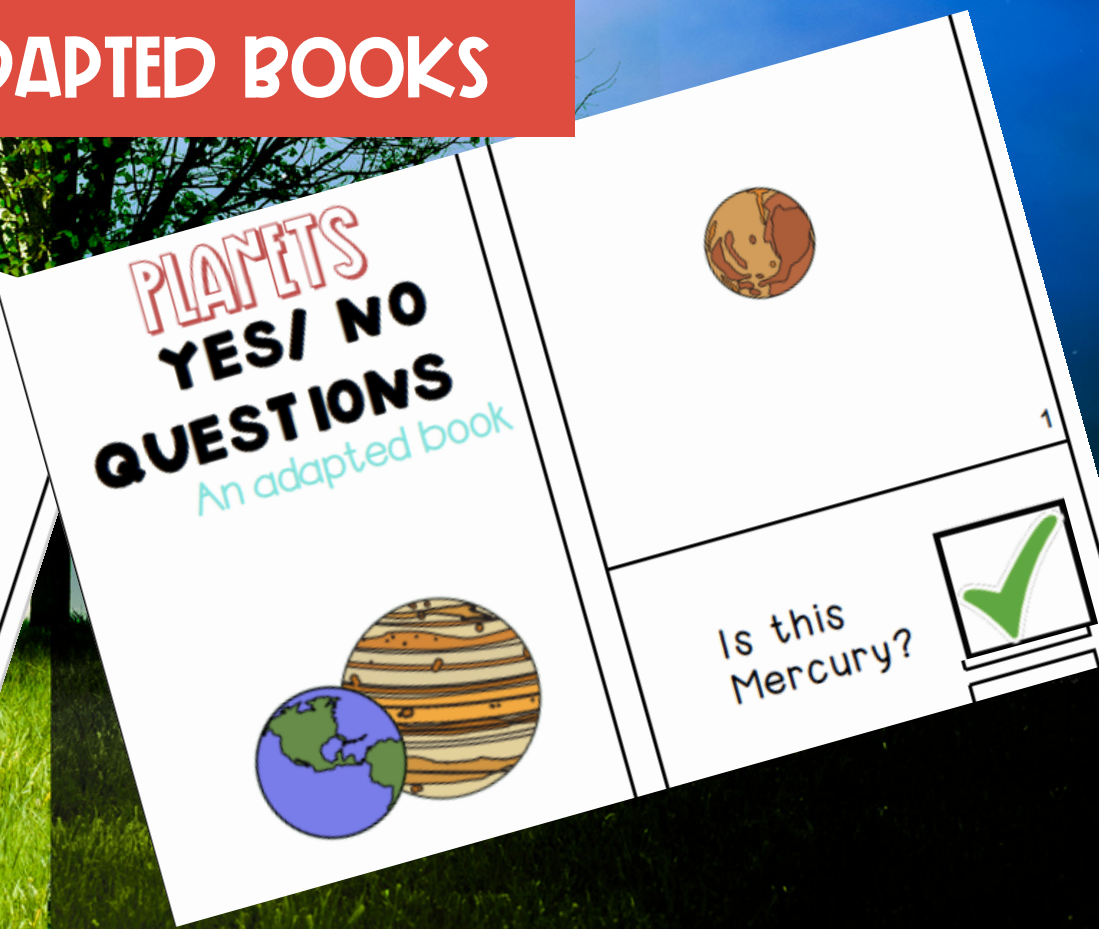


**INCLUDES:
LINKS FOR
VIDEOS,
SONG,
AND
GAMES!**

DAY/NIGHT & PLANETS

SCIENCE FOR SPECIAL EDUCATION

2 HANDS-ON
YES/ NO ADAPTED BOOKS



DAY/NIGHT & PLANETS

SCIENCE FOR SPECIAL EDUCATION

VARYING
COMPLEXITY
FOR USE WITH
ALL STUDENTS

NO PREP
JUST PRINT &
GO!

Day Sky
Directions: Cut and Paste the pictures
daytime sky.

Night Sky
Directions: Cut and Paste the pictures of things we see in the
nighttime sky.

Day or Night Sky
Directions: Cut and Paste the pictures of things we see in the
nighttime sky.

