







THEN & NOW

SOCIAL STUDIES FOR SPECIAL EDUCATION

PRINT AND GO!

Past, Present, Future
Reference Sheet

Past	Present	Future
Yesterday	Today	Tomorrow
		
		
		

Cultivating Exceptional Minds

Past or Present
Directions: Cut and Paste the pictures from the PAST into the box.

Today

Yesterday

Today

Today

Cultivating Exceptional Minds

Name: _____ Date: _____

Directions: Drag the lines to match the correct word.

PAST

PRESENT

FUTURE

PAST

PRESENT

FUTURE

Cultivating Exceptional Minds

Past or Present
Directions: Put a circle around the PAST things.

Yesterday

Today

Today

Tomorrow

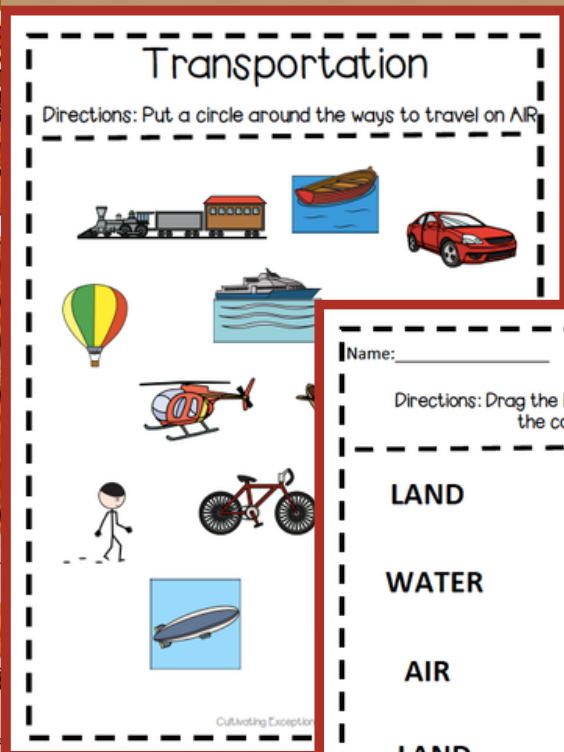
Cultivating Exceptional Minds

THEN & NOW

SOCIAL STUDIES FOR SPECIAL EDUCATION

Transportation

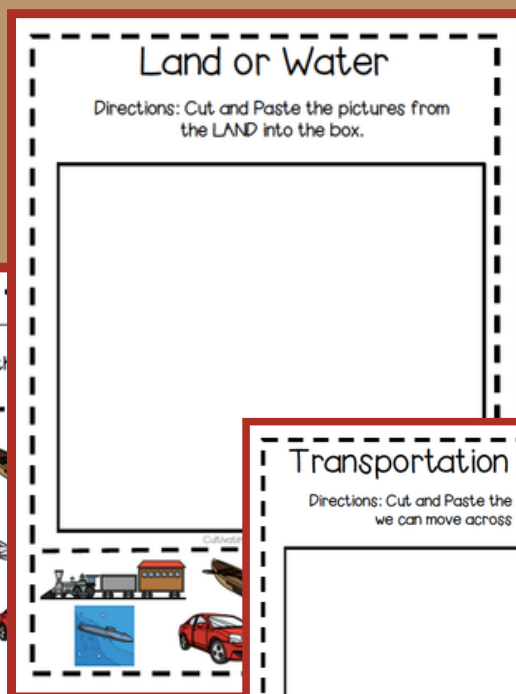
Directions: Put a circle around the ways to travel on AIR.



Cultivating Exceptional Minds

Land or Water

Directions: Cut and Paste the pictures from the LAND into the box.

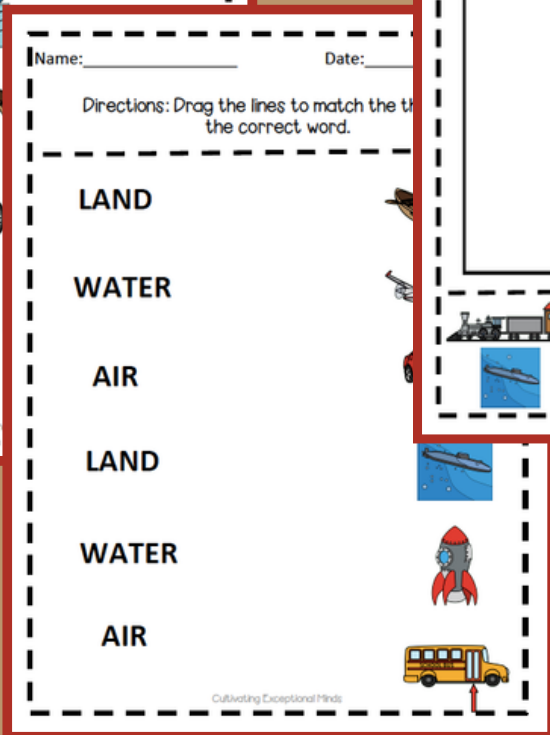


Cultivating Exceptional Minds

Name: _____ Date: _____

Directions: Drag the lines to match the pictures to the correct word.


- LAND
- WATER
- AIR
- LAND
- WATER
- AIR



Cultivating Exceptional Minds

Transportation by Land

Directions: Cut and Paste the pictures of how we can move across LAND.



Cultivating Exceptional Minds

**ERRORLESS
ACTIVITIES**

CUT & PASTE

MATCHING

AND MORE!

THEN & NOW

SOCIAL STUDIES FOR SPECIAL EDUCATION

**INCLUDES:
LINKS FOR
TIME THEMED**

**VIDEOS
SONGS
&
GAMES**



THEN & NOW

SOCIAL STUDIES FOR SPECIAL EDUCATION

VARYING
COMPLEXITY
FOR USE WITH
ALL STUDENTS

NO PREP
JUST PRINT &
GO!

The image displays three overlapping worksheets designed for social studies activities. Each worksheet has a dashed border and a large central box for pasting pictures.

- Past Worksheet:** The title is "Past". The directions are "Directions: Cut and Paste the pictures from the PAST into the box." A small illustration of a vinyl record is shown at the bottom of the worksheet.
- Future Worksheet:** The title is "Future". The directions are "Directions: Cut and Paste the pictures from the FUTURE into the box." A small illustration of a computer monitor with "COMING SOON!" on the screen is shown at the bottom of the worksheet.
- Present or Future Worksheet:** The title is "Present or Future". The directions are "Directions: Cut and Paste the pictures from the PRESENT into the box." A small illustration of a red car is shown at the bottom of the worksheet.

At the bottom of the worksheets, there is a section titled "Tomorrow" which includes a clock icon and two cartoon children talking.