

MAP SKILLS

SOCIAL STUDIES FOR SPECIAL EDUCATION

PRINT AND GO!

Basic Map Skills

Reference Sheet

North

South

East

West

Water

Globe

North and South

Directions: Put a circle around the Compass Rose. Put a square around the Compass Rose.

Cultivating Exceptional Minds

Name: _____ Date: _____

Directions: Drag the lines to match the things to the correct word.

NORTH

LAND

SOUTH

WATER

GLOBE

MAP

Cultivating Exceptional Minds

Globe

Directions: Cut and Paste the pictures that show GLOBE into the box.

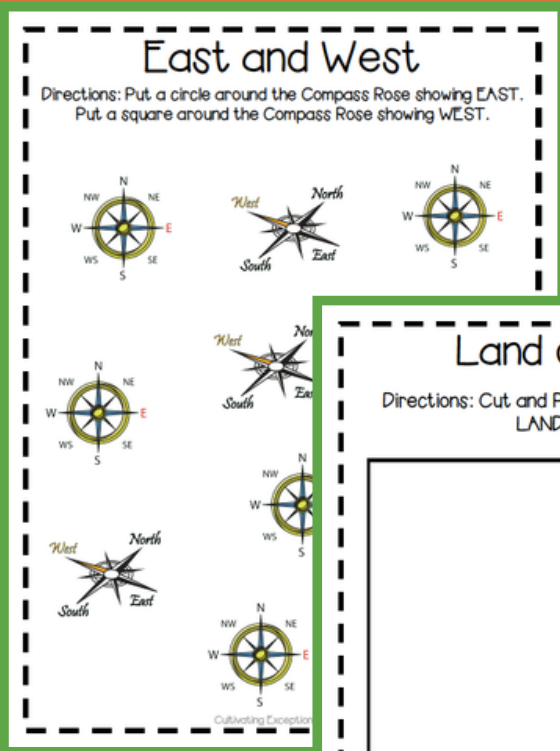
Cultivating Exceptional Minds

MAP SKILLS

SOCIAL STUDIES FOR SPECIAL EDUCATION

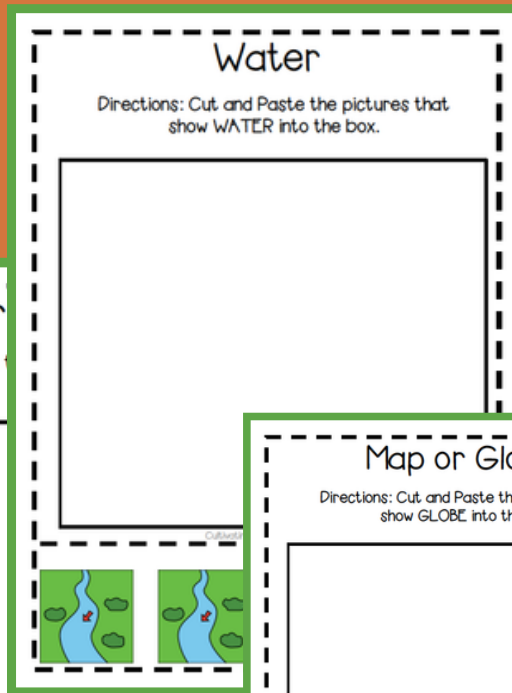
East and West

Directions: Put a circle around the Compass Rose showing EAST.
Put a square around the Compass Rose showing WEST.



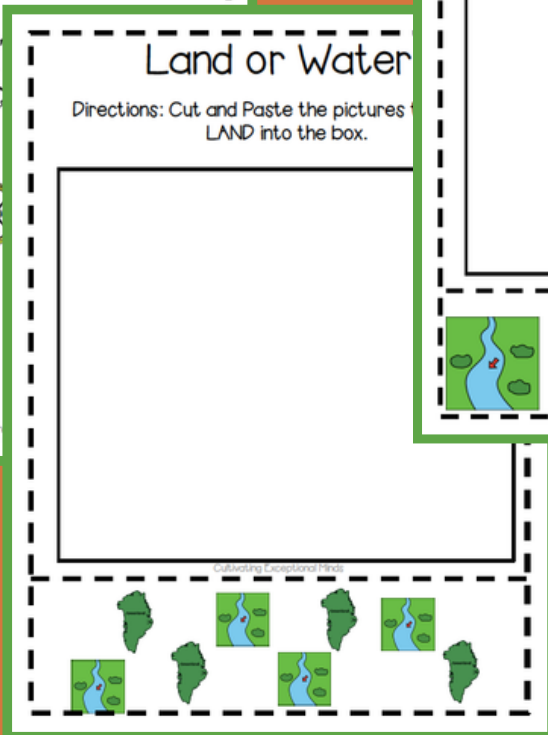
Water

Directions: Cut and Paste the pictures that show WATER into the box.



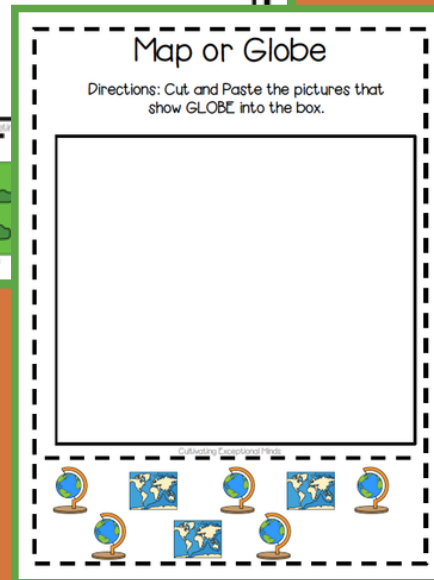
Land or Water

Directions: Cut and Paste the pictures LAND into the box.



Map or Globe

Directions: Cut and Paste the pictures that show GLOBE into the box.



**ERRORLESS
ACTIVITIES**

CUT & PASTE

MATCHING

AND MORE!

MAP SKILLS

SOCIAL STUDIES FOR SPECIAL EDUCATION

**INCLUDES:
INFORMATIVE
VIDEOS/
SONGS
&
HANDS ON
ACTIVITY
LINKS**



MAP SKILLS

SOCIAL STUDIES FOR SPECIAL EDUCATION

VARYING
COMPLEXITY
FOR USE WITH
ALL STUDENTS

NO PREP
JUST PRINT &
GO!

Map or Globe
Directions: Cut and Paste the pictures that show GLOBE into the box.

Land
Directions: Cut and Paste the pictures that show LAND into the box.

Land or Water
Directions: Cut and Paste the pictures that show LAND into the box.

Cultivating Exceptional Minds

Cultivating Exceptional Minds

Cultivating Exceptional Minds